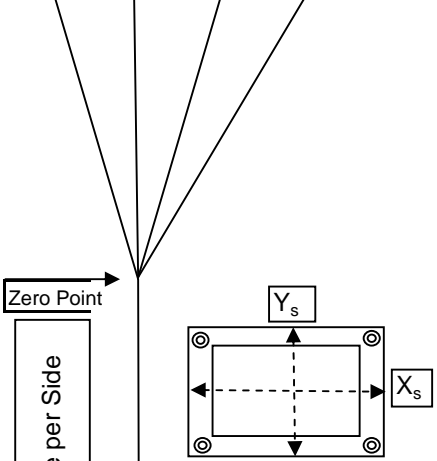
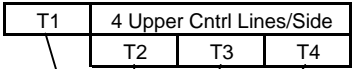


Line Trim Specification Sheet

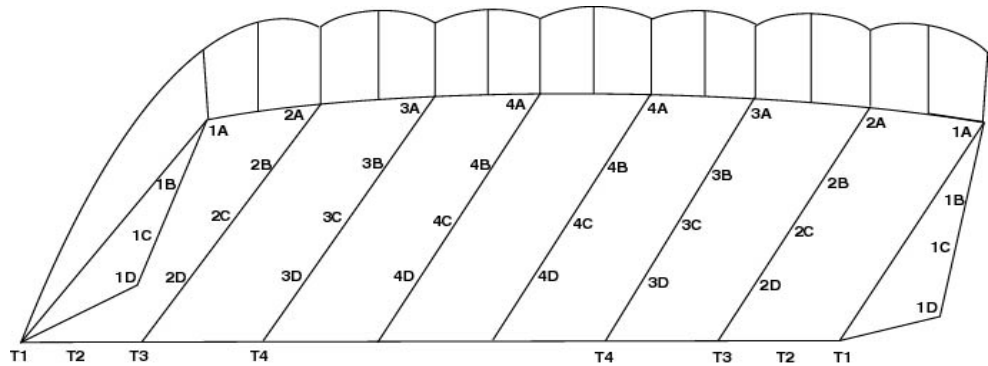
r-Max 168
input canopy size

s/n _____

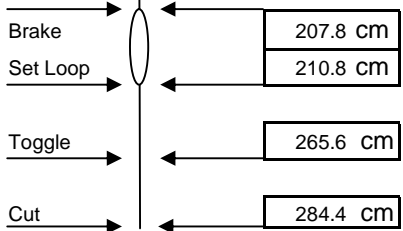


Slider Dimensions		
Y _s =	43	cm
X _s =	74	cm

Measure along dotted lines



Maximum Operating Weight Limit	kg	lbs
	115	254



	1		2		3		4	
	cm	inches	cm	inches	cm	inches	cm	inches
A	300.8	118.4	301.4	118.7	301.4	118.7	301.4	118.7
B	122.7	48.3	144.4	56.8	144.4	56.8	144.4	56.8
C	285.0	112.2	329.1	129.6	329.1	129.6	329.1	129.6
D	77.1	30.4	144.4	56.8	144.4	56.8	144.4	56.8
T	136.2	53.6	136.2	53.6	136.2	53.6	136.2	53.6