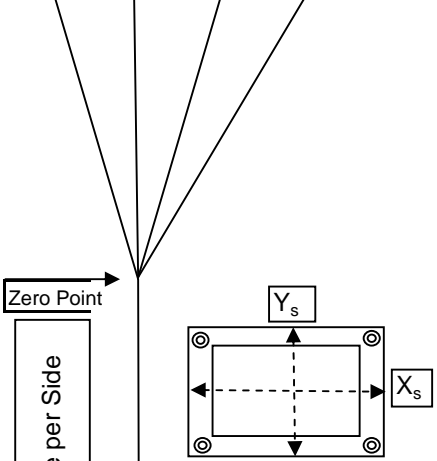
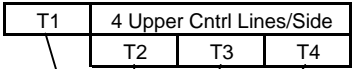


Line Trim Specification Sheet

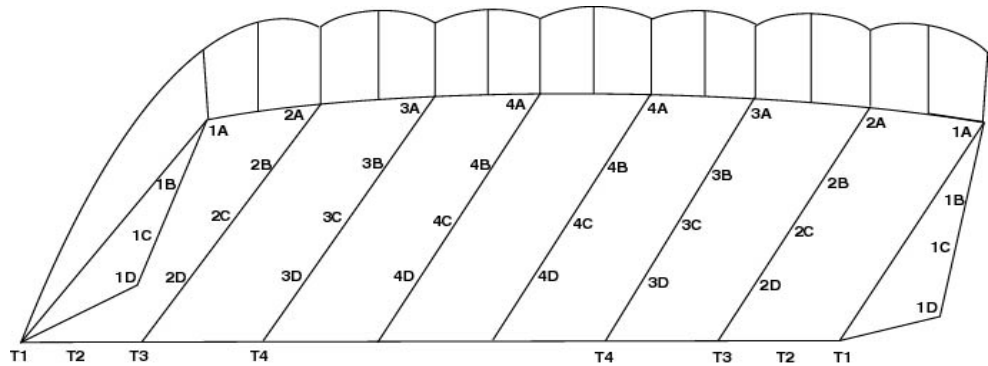
r-Max 188
input canopy size

s/n _____

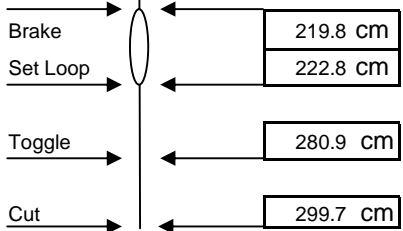


Slider Dimensions		
Y _s =	43	cm
X _s =	74	cm

Measure along dotted lines



Maximum Operating Weight Limit	kg	lbs
	115	254



	1		2		3		4	
	cm	inches	cm	inches	cm	inches	cm	inches
A	318.3	125.3	318.9	125.5	318.9	125.5	318.9	125.5
B	129.8	51.1	152.7	60.1	152.7	60.1	152.7	60.1
C	301.5	118.7	348.2	137.1	348.2	137.1	348.2	137.1
D	81.6	32.1	152.7	60.1	152.7	60.1	152.7	60.1
T	144.1	56.7	144.1	56.7	144.1	56.7	144.1	56.7