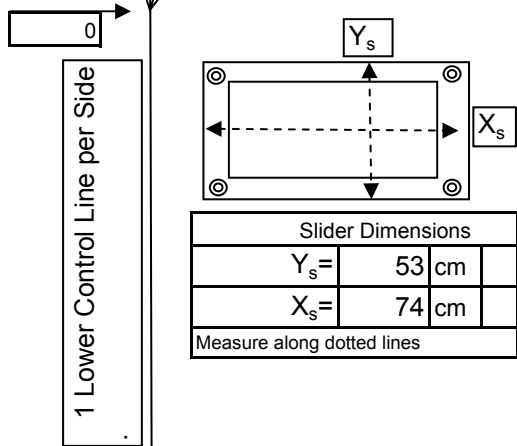
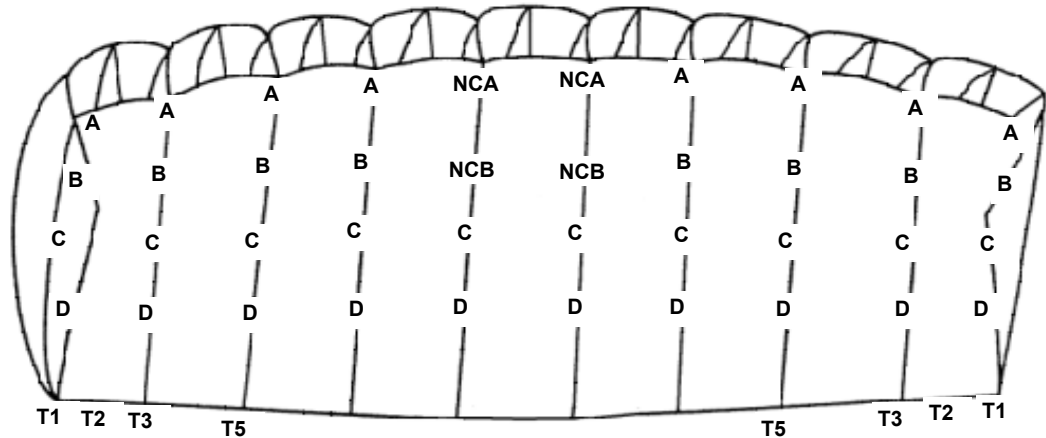
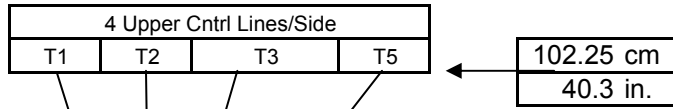


# Line Trim Specification Sheet

## falcon 150

s/n \_\_\_\_\_



Pack Volume = \_\_\_\_\_ cu. in.

Maximum Operating Weight Limit	kg	lbs
	69	153

	cm	inches
Brake	223.8	88.1
Set Loop	227.8	89.7
Toggle	277.2	109.2
Cut	313.2	123.3

Base NCA		NCA-NCB		NCA-C		NCA-D		NCA-T*	
cm	inches	cm	inches	cm	inches	cm	inches	cm	inches
312.9	123.2	7.4	2.9	24.1	9.5	43.3	17.0	9.2	3.6

Base A		A to B		A to C		A to D		A to T*	
cm	inches	cm	inches	cm	inches	cm	inches	cm	inches
313.1	123.3	8.3	123.3	23.5	123.3	42.7	123.3	8.6	123.3