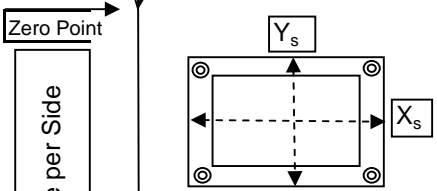
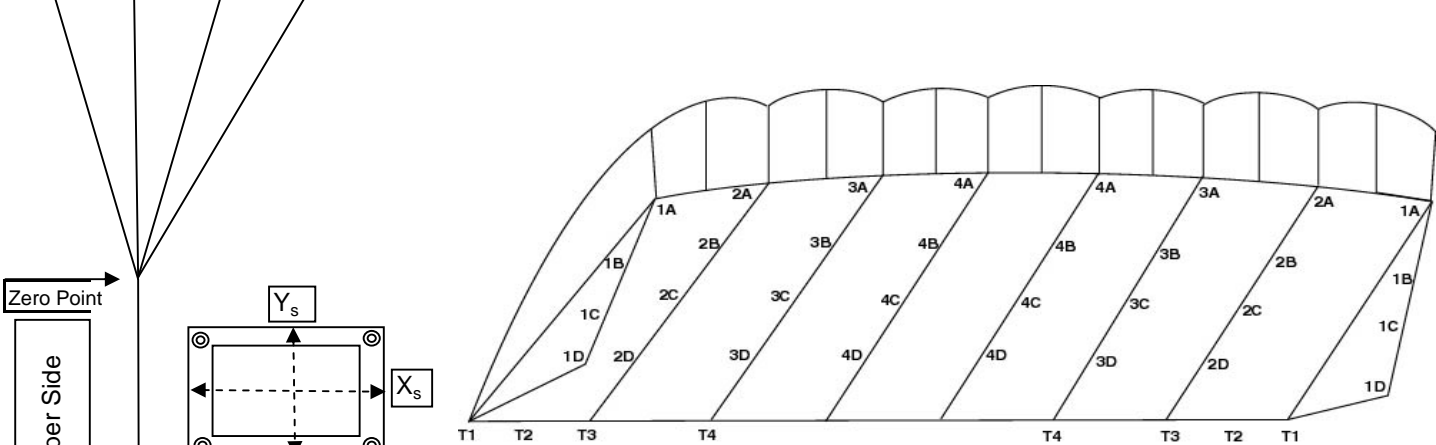
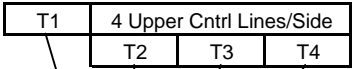


Line Trim Specification Sheet

r-Max 108
input canopy size

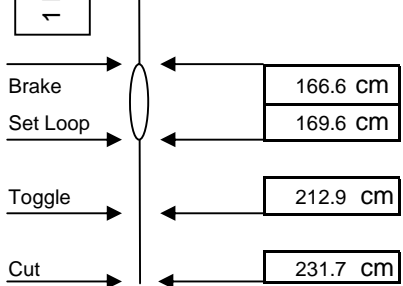
s/n _____



Slider Dimensions		
Y _s =	38	cm
X _s =	74	cm

Measure along dotted lines

Maximum Operating Weight Limit	kg	lbs
	100	220



	1		2		3		4	
	cm	inches	cm	inches	cm	inches	cm	inches
A	241.2	95.0	241.7	95.1	241.7	95.1	241.7	95.1
B	98.4	38.7	115.7	45.6	115.7	45.6	115.7	45.6
C	228.5	90.0	263.9	103.9	263.9	103.9	263.9	103.9
D	61.8	24.3	115.7	45.6	115.7	45.6	115.7	45.6
T	109.2	43.0	109.2	43.0	109.2	43.0	109.2	43.0