

# Line Trim Specification Sheet

**r-Max 208**  
input canopy size

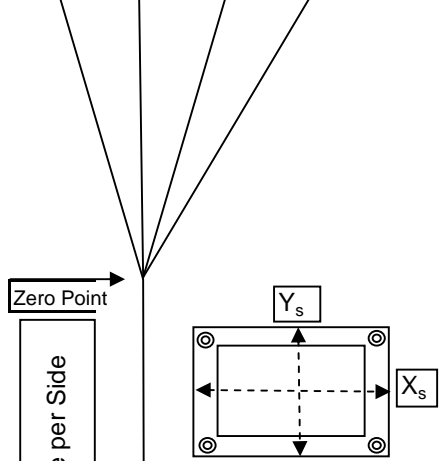
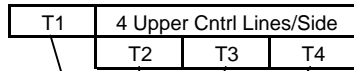
s/n \_\_\_\_\_

7 Cell Reserve

**PRECISION**  
*aerodynamics*

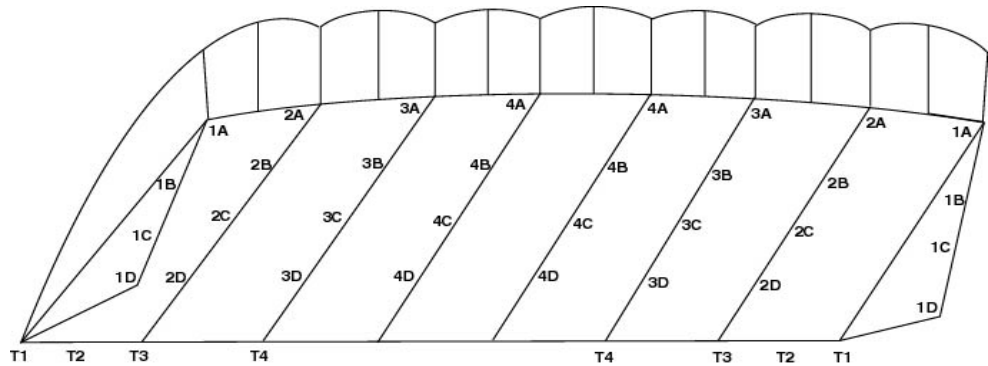
**r-Max**

**+**

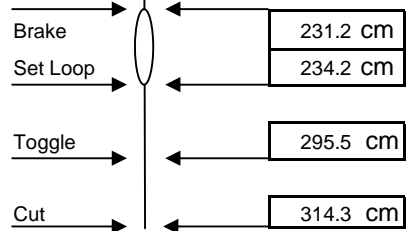


Slider Dimensions		
Y <sub>s</sub> =	43	cm
X <sub>s</sub> =	74	cm

Measure along dotted lines



Maximum Operating Weight Limit	kg	lbs
	115	254



	1		2		3		4	
	cm	inches	cm	inches	cm	inches	cm	inches
A	334.8	131.8	335.4	132.0	335.4	132.0	335.4	132.0
B	136.5	53.8	160.6	63.2	160.6	63.2	160.6	63.2
C	317.2	124.9	366.2	144.2	366.2	144.2	366.2	144.2
D	85.8	33.8	160.6	63.2	160.6	63.2	160.6	63.2
T	151.6	59.7	151.6	59.7	151.6	59.7	151.6	59.7