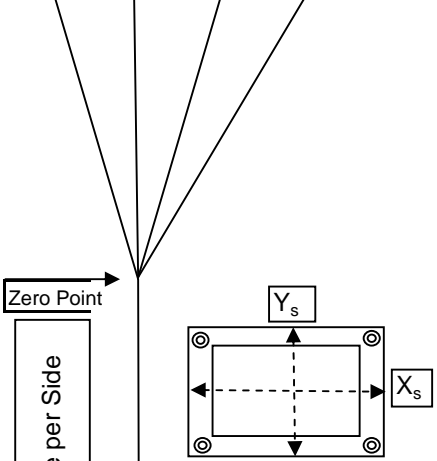
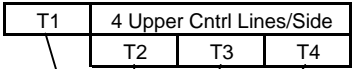


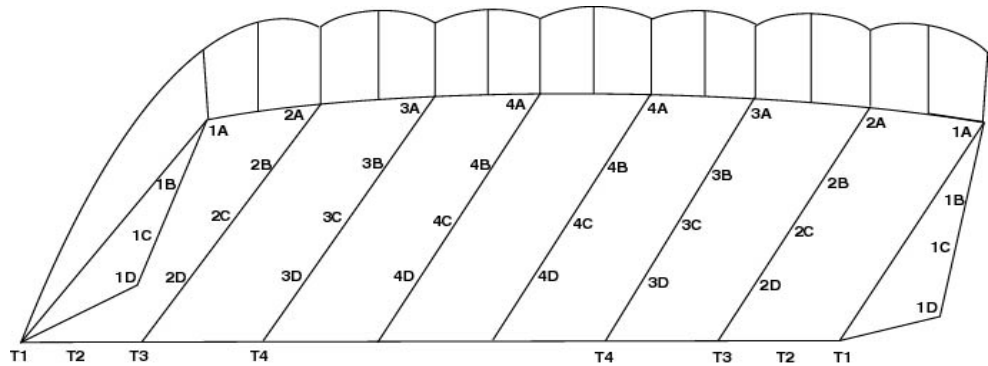
# Line Trim Specification Sheet

**r-Max 228**  
input canopy size

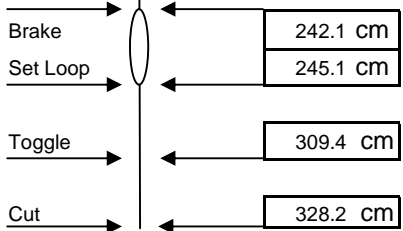
s/n \_\_\_\_\_



Slider Dimensions		
Y <sub>s</sub> =	43	cm
X <sub>s</sub> =	74	cm
Measure along dotted lines		



Maximum Operating Weight Limit	kg	lbs
	120	264



	1		2		3		4	
	cm	inches	cm	inches	cm	inches	cm	inches
A	350.5	138.0	351.1	138.2	351.1	138.2	351.1	138.2
B	142.9	56.3	168.2	66.2	168.2	66.2	168.2	66.2
C	332.1	130.7	383.4	151.0	383.4	151.0	383.4	151.0
D	89.8	35.4	168.2	66.2	168.2	66.2	168.2	66.2
T	158.7	62.5	158.7	62.5	158.7	62.5	158.7	62.5