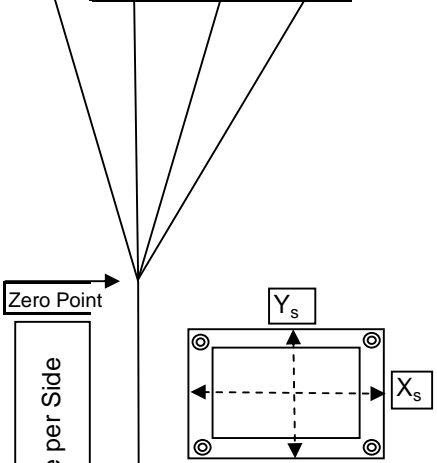
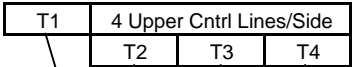


Line Trim Specification Sheet

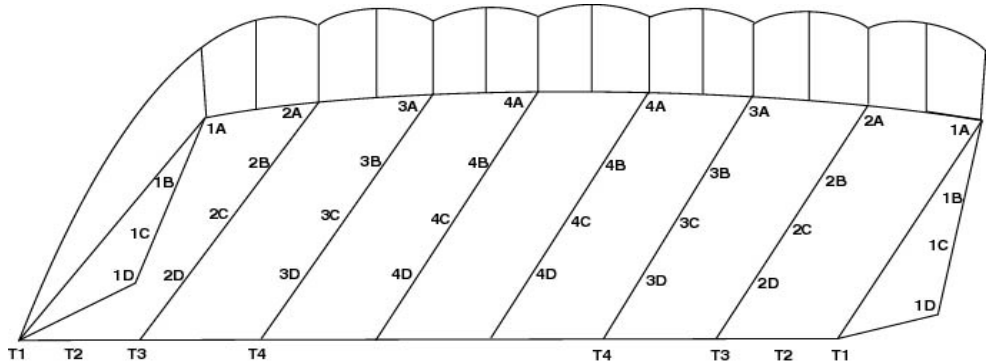
r-Max 268
input canopy size

s/n _____

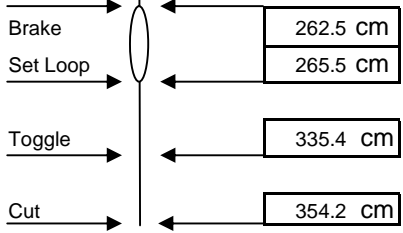


Slider Dimensions		
Y _s =	48	cm
X _s =	74	cm

Measure along dotted lines



Maximum Operating Weight Limit	kg	lbs
	136	300



	1		2		3		4	
	cm	inches	cm	inches	cm	inches	cm	inches
A	380.0	149.6	380.7	149.9	380.7	149.9	380.7	149.9
B	155.0	61.0	182.3	71.8	182.3	71.8	182.3	71.8
C	360.0	141.7	415.7	163.7	415.7	163.7	415.7	163.7
D	97.4	38.3	182.3	71.8	182.3	71.8	182.3	71.8
T	172.0	67.7	172.0	67.7	172.0	67.7	172.0	67.7