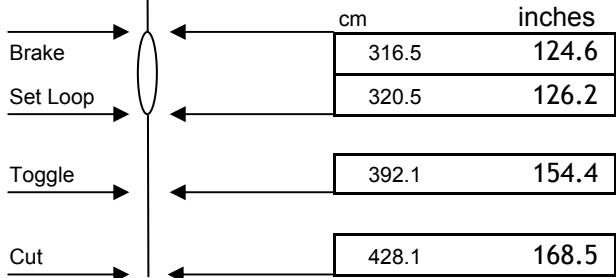
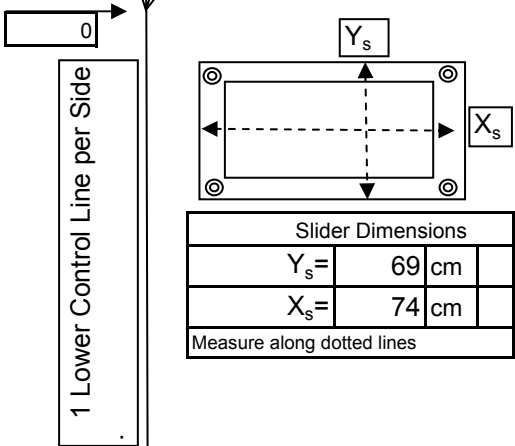
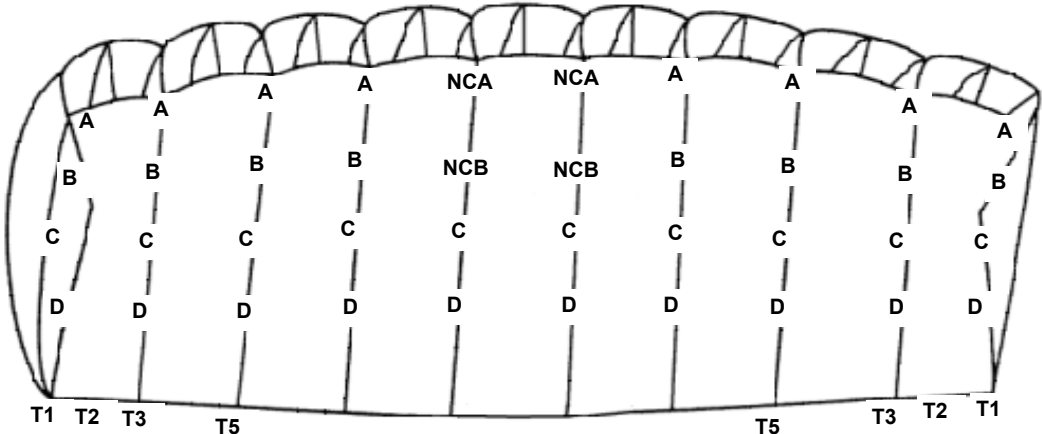
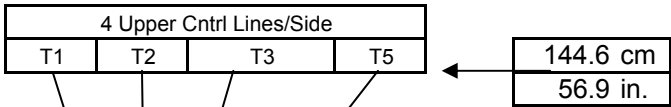


# Line Trim Specification Sheet

## falcon 300

s/n \_\_\_\_\_



Pack Volume = \_\_\_\_\_ cu. in.

	kg	lbs
Maximum Operating Weight Limit	136	300

Base NCA		NCA-NCB		NCA-C		NCA-D		NCA-T*	
cm	inches	cm	inches	cm	inches	cm	inches	cm	inches
442.5	174.2	10.5	4.1	34.0	13.4	61.2	24.1	13.0	5.1

Base A		A to B		A to C		A to D		A to T*	
cm	inches	cm	inches	cm	inches	cm	inches	cm	inches
442.8	174.3	11.7	174.3	33.3	174.3	60.3	174.3	12.1	174.3