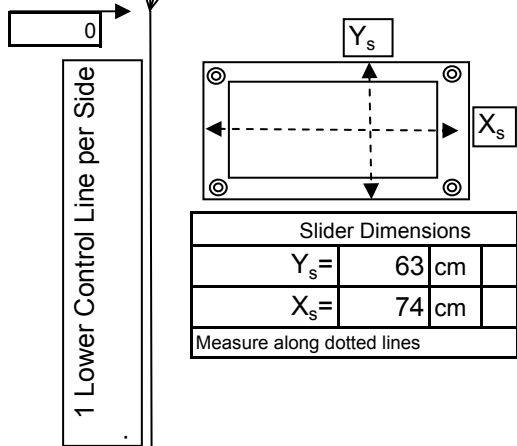
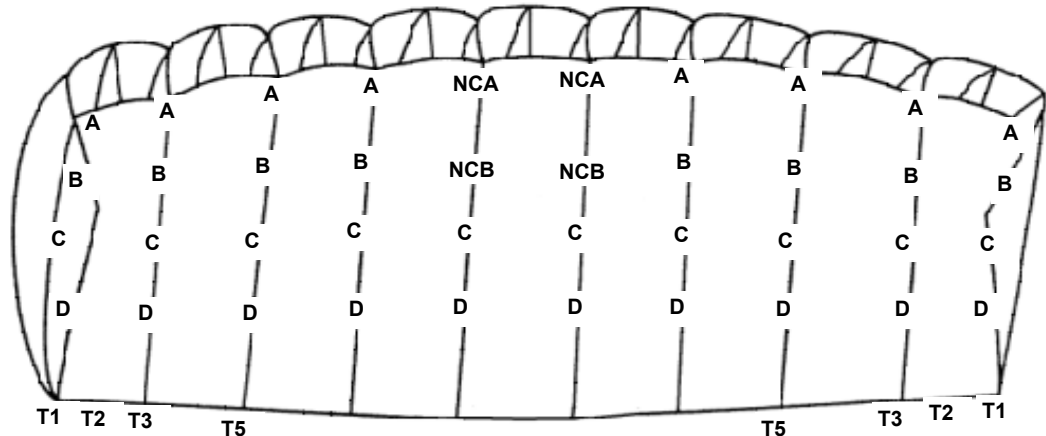
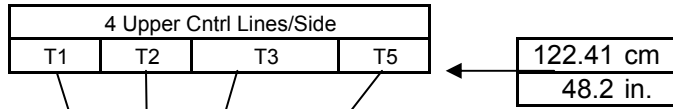


Line Trim Specification Sheet

falcon 215

s/n _____



Pack Volume = _____ cu. in.

Maximum Operating Weight Limit	kg	lbs
	100	219

	cm	inches
Brake	268.0	105.5
Set Loop	272.0	107.1
Toggle	331.9	130.7
Cut	367.9	144.9

Base NCA		NCA-NCB		NCA-C		NCA-D		NCA-T*	
cm	inches	cm	inches	cm	inches	cm	inches	cm	inches
374.6	147.5	8.9	3.5	28.8	11.3	51.8	20.4	11.0	4.3

Base A		A to B		A to C		A to D		A to T*	
cm	inches	cm	inches	cm	inches	cm	inches	cm	inches
374.9	147.6	9.9	147.6	28.2	147.6	51.1	147.6	10.3	147.6